



Compliance and Surgical Team Perceptions of WHO Surgical Safety Checklist; Systematic Review

Laltaksh Wangoo¹, Robin A. Ray¹, Yik-Hong Ho²

¹*College of Medicine and Dentistry, James Cook University, Townsville, Australia*

²*Townsville Clinical School, School of Medicine and Dentistry, James Cook University, Townsville, Australia*

This systematic review aimed to assess surgical safety checklist compliance and evaluate surgical team perceptions and attitudes, post-checklist implementation in the operating room. The World Health Organization (WHO) surgical safety checklist (SSC) has decreased complications and mortality. However, it is unclear whether this reduction is influenced by the vicarious enhancement in teamwork, communication, and staff awareness established by SSC implementation. The preferred reporting items for systematic reviews and meta-analyses model of review guided a search across MEDLINE, PubMed, and Embase databases. English-language studies using any adapted form of the WHO-SSC in operating rooms were reviewed by abstract and full text. Twenty-six studies, 13 assessing SSC compliance and 13 investigating surgical team perceptions of SSC, were evaluated. Compliance studies showed a checklist initiation rate of >90%, but actual observed completion rate varied widely across studies. Sign out was the most poorly performed phase of the checklist (<50%) with time out being the best. Verification of patient identity and procedure demonstrated a high degree (>90%) of compliance across studies, but “verification of team-members” was significantly less compliant. Studies assessing surgical team perceptions found that SSC improved participants’ perception of teamwork, communication, patient safety, and staff awareness of adverse events. However, when stakeholders placed differing degrees of importance on SSC completion, results indicated the SSC might actually antagonize team relationships. SSC compliance varies significantly across studies, being highly dependent on staff perceptions, training, and effective leadership. Surgical teams have positive perceptions

Corresponding author: Laltaksh Wangoo, College of Medicine and Dentistry, James Cook University, Townsville 4811 Australia.
E-mail: laltaksh.wangoo@my.jcu.edu.au

of SSC; thus with effective implementation strategies, compliance rates across all phases can be substantially improved.

Key words: WHO surgical safety checklist – Surgical team perceptions – Compliance rates – Adherence rates – Operating room staff survey – Patient safety

Surgical safety is an integral aspect of operating theatres globally. There are an estimated 234 million operations performed annually, resulting in 7 million complications and 1 million deaths.^{1,2} In the United States, over 40% of all in-hospital adverse events occur in operating theatres, with over half of these adverse events considered preventable within current means of care.^{3,4} That is, they are caused by nontechnical errors such as wrong patient, procedure or site; anesthesia equipment problems, lack of necessary equipment or equipment left inside patient, nonsterile equipment, and unanticipated blood loss.⁵ However, the most commonly cited cause of surgical error is considered to be the breakdown in communication.^{5,6} Consequently, these nontechnical errors result in unnecessary patient morbidity and mortality and increase the burden on health care systems. With an ever-increasing number of surgical procedures worldwide, a concise checklist to identify and prevent these complications became imperative.

World Health Organization (WHO) Surgical Safety

In 2009, the WHO launched the surgical safety checklist (SSC) as part of their “Safe Surgery Saves Lives” campaign to improve surgical care adherence, consistency, and communication. The 19-part WHO-SSC was developed under Professor Gawande’s team, who hypothesized that a surgical safety tool, analogous in nature to ones used by aviation pilots, would enhance communication and teamwork, providing more consistent performance of surgical teams in patient safety/care measures.⁷

Consequently, the WHO conducted a landmark multinational, multihospital pilot study accessing 7800 patients across hospitals in 8 economically diverse countries (Canada, India, Jordan, New Zealand, Philippines, Tanzania, England, and the United States) and found that SSC decreased mortality and complications by 48% and 37%, respectively.^{8,9} The checklist required the surgical procedures be interrupted at certain times (phases), to allow important the dissemination of information to all participating members in the form of a standardized visual checklist. These phases being: sign in (before induction of anesthesia); time out (before skin incision); and

sign out (immediately after skin closure).⁷ The briefing required the undivided attention of all participants and effective leadership from the facilitating member. Importantly, the WHO study reported that implementation of SSC reduced health care-associated costs through a simple, easy-to-use tool.⁹

Rationale

Following the release of this landmark study, the SSC has gradually been introduced in nearly 6000 hospitals worldwide.¹⁰ The WHO estimated that at least 500,000 deaths per year could be prevented through worldwide implementation of this checklist.^{10,11} The Royal Australasian College of Surgeons recognized its importance and adopted an amended version for use in Australia and New Zealand.¹² However, the exact mechanism by which SSC improves patient outcomes is poorly understood, with later studies unable to consistently reproduce the marked reduction in mortality and morbidity rates reported in the primary study by WHO. The latest and largest of such studies is the multicenter Canadian study by Urbach *et al*¹¹ that assessed 215,000 procedures across 101 hospitals, found that morbidity and mortality only decreased by 0.05% postimplementation. Raising questions as to whether these disparities are due to an underlying poor compliance rate; limited training; or the consequence of cultural, hierarchal, or staff priorities influencing outcomes. Moreover, are these factors also pertinent in SSCs implemented across Australia and New Zealand?¹²

This review aims to assess the implementation of the WHO-adapted SSC within the operating room setting. The primary objective is to compare compliance rates of SSC across specialties and hospitals. The secondary objective is to explore surgical team perceptions of SSC pre- and postimplementation and identify potential barriers to its effective compliance.

Methods

Search strategy

The preferred reporting items for systematic reviews and meta-analyses (PRISMA) was used as a model to guide selection of articles (Fig. 1).

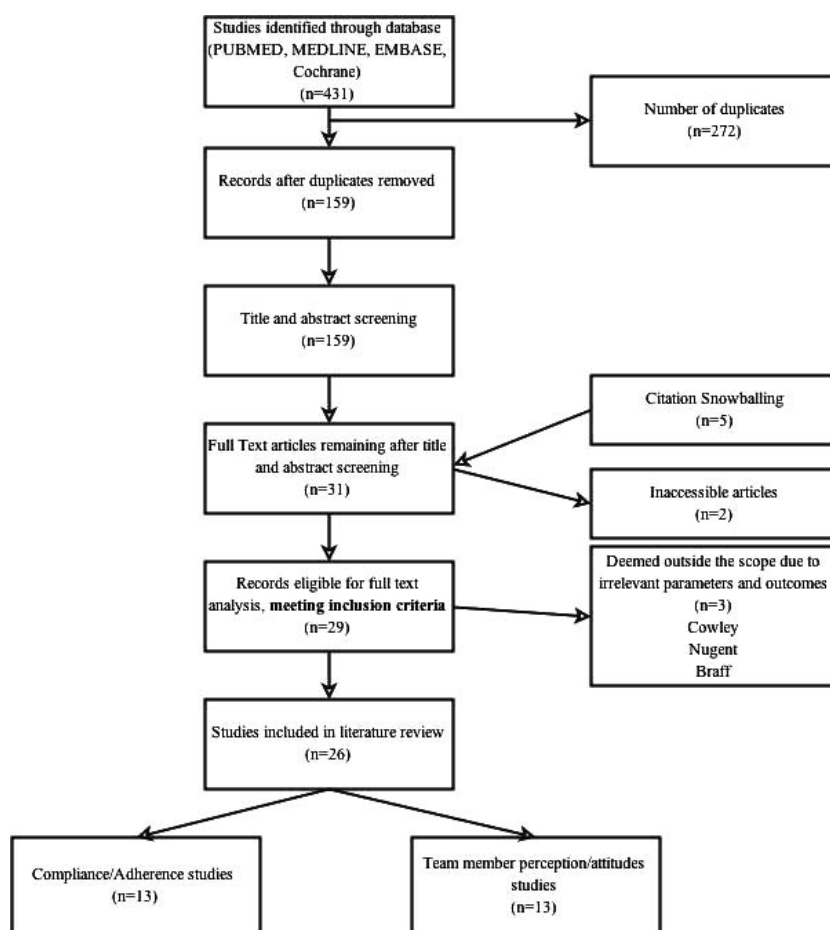


Fig. 1 PRISMA search strategy.

An extensive database search of Medline (Ovid; 1946–present); PubMed (1966–present); and Embase was carried out for all publications up to December 2014. The search used a combination of specific key words (“mesh”, “surgical safety checklist” along with “compliance” or “adherence” or “implementation”) plus a concurrent search with the following terms: “surgical safety checklist” along with “perceptions” or “attitudes” or “questionnaire” or “survey.” The search strategy was adjusted to the dictionary of other databases as appropriate, but the key terms were kept the same. The search was updated weekly to include any new published material.

Inclusion criteria

English-language studies that used the WHO-adapted SSC to provide a complete, quantifiable measure of compliance formed the basis of this review. The studies were initially limited to full-text articles plus abstracts written post-2008 (WHO-SSC initiation) in Australia and New Zealand. However,

as this criterion did not reveal any articles, the search was widened to include all articles that assessed an “adapted WHO surgical safety checklist” within a human operating room setting. Studies measuring compliance, surgical team attitudes, or self-perceived experiences of team members, irrespective of study designs, were included.

Exclusion criteria

Studies that accessed only a particular aspect of the SSC, such as “pre-op antibiotic given” or “discussion of anticipated critical events,” were deemed too narrow in focus and excluded. Studies concerning other relevant safety checklists, such as surgical patient safety system or specialty-specific checklists, were also not considered, as their use has diminished and their implementation protocols differ greatly from that of the SSC. Articles that assessed the SSC in non-operating room (OR) settings or in relation to behavioral theories were excluded. Two articles that required retrieval fees were also excluded due to resource constraints.

Study selection and data collection process

The study selection process was carried out by two researchers (LW, YH). The initial search (LW) was performed based on the aforementioned inclusion and exclusion criteria to establish a preliminary shortlist of applicable studies. Subsequently, all identified titles were independently screened (YH) to exclude or include individual studies. Contentious articles had their abstracts and methods independently reviewed, with any disagreements resolved through consensus.

All major study designs (i.e., cohort, retrospective chart review, questionnaire-based, and observational studies) were examined. After removal of duplicates, the data were selected based on title and abstract to be included in the systematic review. In addition, the citations of the included articles were manually searched for other relevant articles (citation snowballing) to encompass all pertinent studies.

Study quality (risk of bias)

All studies are prone to bias and confounding factors due to methodological decisions. Our search identified a myriad of studies varying in design, strength, and quality. Consequently, pre-established quality assessment tools were deemed necessary to critically appraise each of the study types. The well-recognized strengthening the reporting of observational studies in epidemiology (STROBE)¹³ tool was used for observational studies, while the consolidated criteria for reporting qualitative research checklist (COREQ)¹⁴ was used to evaluate questionnaire studies. Domains selected to determine quality of study were: "conflict of interest" and appropriateness of: study design, participant size, data collection, data analysis, and conclusive reporting.

Accordingly, a 4-point quality assessment scale from 0 to 3 (0 = inappropriate; 1 = appropriate to some extent; 2 = largely appropriate; 3 = appropriate to purpose) adding to a maximum score of 15 was created. A study was considered of good quality if all domains were "largely appropriate" or better, with no conflict of interest reported, resulting in a quality score of >10. Studies were considered to have a high risk of bias if 3 or more domains were assessed as "appropriate to some extent" or if any one of the domains was determined to be "inappropriate." This quality assessment was performed independently by authors, with disagreements of >3 points resolved through consensus.

Data items

Currently, no protocols exist in terms of data items to be used to access SSC compliance or attitudes. Thus, each study examined a myriad of quantifiable measures. Nonetheless, this review determined 5 key categories of data extraction in each of the studies:

1. Study details: design, method of participant recruitment, inclusion and exclusion criteria, and consent;
2. Risk of bias: conflict of interest; study design; participant selection; data collection; blinding, concealment, and analysis; and other sources of bias;
3. Participants: description, geographical location, setting, number, role of staff in hospital;
4. Limitations: varied methodology, small sample size, narrow questions; and
5. Results: compliance measure, improvement in compliance post-training, and quantifiable change in staff perceptions.

Summary measures

For the purpose of this review, compliance studies (Table 1) were tabulated separately from surgical team perceptions (Table 2). In quantitative compliance studies, a numerical measure (%) of compliance was identified and applied to the entire checklist, its individual phases, or other shared endpoints.

Questionnaire-based studies examining perceptions and attitudes of surgical teams were evaluated with a set of common predefined categories based on the reviewed articles. Quantifiable measures of these categories were graphically presented. *P* values were shown where applicable.

Overall Results

The search process identified 431 articles, of which 31 were selected for full-text evaluation following critical assessment of title, abstracts, removal of duplicates, and citation snowballing. Two studies were excluded, as the original articles were not accessible within the limitations of our resources; thus 29 studies were selected for further analysis. An additional 3 studies were deemed to be outside the scope to this review as they assessed nonspecific parameters and irrelevant outcomes.¹⁵⁻¹⁷ Consequently, 26 studies were deemed suitable for this systematic review.

Table 1 SSC compliance rates in each study

Study	Study design	Procedures, %	Initiation rate, %	Completeness, %	Participants, %	Patient identity, %	Procedure, %	Quality score/15
Pickering <i>et al</i> ¹⁸	Observational	294	87.40	54.90; $P = 0.554$	77.40; $P = 0.172$	N/A	N/A	13
Rydenfält <i>et al</i> ¹⁹	Observation	24	96	54	58	80	79	11
Poon <i>et al</i> ²⁰	Observational	193	N/A	N/A	76.20	72	95.30	9
Vogts <i>et al</i> ²¹	Observational	100	100	N/A	N/A	N/A	N/A	8
Fourcade <i>et al</i> ²⁶	Longitudinal chart review	1440	90.20	61	N/A	97	N/A	10
Sparks <i>et al</i> ²²	Observational	671	94; $P < 0.0001$	85; $P < 0.0001$	N/A	N/A	N/A	14
Levy <i>et al</i> ²³	Observational	142	95	31	10	96	N/A	9
Saturno <i>et al</i> ²⁷	Retrospective chart review	280	83.1; $P < 0.0001$	Overall, 28.8	94.3; $P < 0.0001$	88.2; $P < 0.0001$	88.2	12
	Observational	85		Sign in, 51.8 Time out, 49.3	95; $P < 0.0001$	50.6; $P < 0.0001$	50	
Hannam <i>et al</i> ²⁴	Observational	100	72; $P < 0.0005$	Sign out, 43.1	N/A	N/A	N/A	10
Sheena <i>et al</i> ²⁵	Observational	36	63.70; $P < 0.005$	70; $P < 0.0005$	N/A	99	99	9
Kasatpibal <i>et al</i> ²⁸	Self-reports by nursing staff	4340	N/A	N/A	79	96	96	8
Cullati <i>et al</i> ³¹	Observational	80	99	72%	N/A	N/A	N/A	10
Spence <i>et al</i> ¹⁶	Observational	65	95	80.50	20	78.50	80	9

Table 2 Surgical team perceptions of the SSC

Study	Study design	Participant size, <i>n</i>	Team communication, %	Patient/OR safety, %	Identifying and preventing errors, %	Quality score/15
Helmiö <i>et al</i> ³⁴	Questionnaire-based survey	Preintervention, 288 Postintervention, 412	83.0; <i>P</i> < 0.001	78.0 <i>P</i> < 0.001	68.0; <i>P</i> < 0.001	10
Kearns <i>et al</i> ³⁵	Questionnaire-based survey	Preintervention, 288 Postintervention, 412	Preintervention, 57.7; <i>P</i> < 0.001 Postintervention, 85.0; <i>P</i> < 0.046	N/A	N/A	11
Ali <i>et al</i> ³²	Staff interviews (2/12, postintervention) Longitudinal staff questionnaire Structured, focused interview	37 team members 331 (2 hospitals, 47% response rate) 40	89.0 65 N/A	N/A 93.0 83.0	89.0 86.0 87.0	11 12 10
Papaconstantinou <i>et al</i> ³⁷	Longitudinal staff questionnaire	437(surgical staff)	N/A	65.0; <i>P</i> < 0.05	46.0; <i>P</i> < 0.05	12
Böhmer <i>et al</i> ³⁸	Questionnaires (3 and 24 months)	99 (coworkers, anesthesiology, and traumatology) 107 theatre staff	40 at 3 months 0 at 24 months	N/A	N/A	10
O'Connor <i>et al</i> ⁴⁰	Questionnaire-based survey		<ul style="list-style-type: none"> • General positive attitude toward building teamwork and improving patient safety • Nurses were more sensitive to the barriers than doctors • Reduces delays caused by miscommunication 	80.2; <i>P</i> = 0.0127	78.6; <i>P</i> < 0.05	11
Haynes <i>et al</i> ⁹	Questionnaire-based survey	Preintervention, 281 Postintervention, 257				9
Takala <i>et al</i> ³⁹	Questionnaire-based survey	Preintervention, 901 Postintervention, 847	96.4; <i>P</i> < 0.05	N/A	N/A	11
Cullati <i>et al</i> ⁴³	Cross-sectional questionnaire	152/433 (response rate, 35.1%)	68	89.0	61.5	11
Kawano <i>et al</i> ⁴⁹	Postimplementation team surveys	Preintervention, 177 Postintervention, 162	<ul style="list-style-type: none"> • Improvement in communication • Increase in safety was less than < 0.5 points in all questions, post-intervention. 			7
Haugen <i>et al</i> ⁴²	Cross-sectional survey	427 (64% response rate)	91	N/A	N/A	11

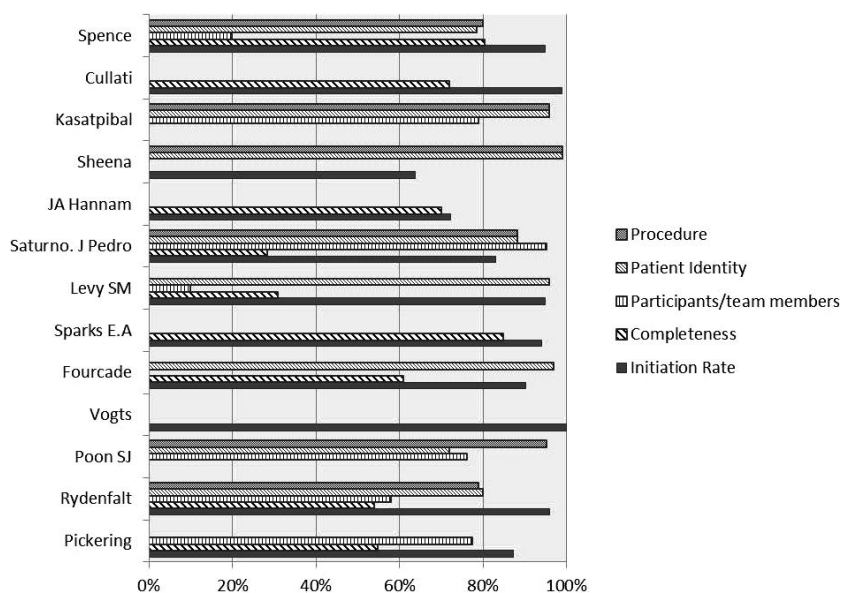


Fig. 2 Compliance assessment across 5 domains.

To provide a better insight into SSC implementation, articles were separated into 2 subsections. The 13 studies assessing SSC compliance and adherence were tabled separately (Table 1) from the 13 studies accessing surgical team perceptions and attitudes toward SSC use in operating theatres (Table 2). Of these studies, 8 studies evaluated barriers to the implementation process, providing strategies for efficient implementation.

Compliance and adherence studies

Prospective observational, retrospective chart review or self-reporting study designs were used in the 13 studies that measured compliance of SSC implementation. Ten studies used direct independent observation in evaluating team member completion of SSC^{18,19–25}; two of these had trained medical student observers while the remaining studies involved nurses and other trained medical staff. Retrospective chart reviews were used to determine rate of compliance in 2 studies,^{26,27} 1 adding data from a concurrent observational study.²⁷ In the remaining study by Kasatpibal *et al*,²⁸ registered nurses present in the operating theatre were asked to self-report compliance with individual points of the SSC. However, all studies provided quantifiable measure (%) to assess compliance. In terms of compliance by specialty, three studies focused on pediatrics, otolaryngology, and traumatology respectively, while the remaining studies measured compliance across specialties.

The studies were often multicentered across mainly developed countries. Three were undertaken

in the United States,^{20,22,23} 2 in New Zealand,^{21,24} and 2 in the United Kingdom^{18,25}; the remaining originated from France, Spain, Sweden, Thailand, Switzerland, and Canada.^{16,19,26–28,31}

Even though these studies used similar methodologies, they measured a myriad of parameters, resulting in a wide heterogeneity of results. To fulfill the aims of this review, 5 common parameters were applied to demonstrate the significant findings from each these study (Fig. 2):

1. Checklist initiation rate for each phase (if given);
2. Completeness of the checklist;
3. Verification of participants/ team members;
4. Verification of patient identity and procedure; and
5. Other pertinent aspects of patient history and procedure including anticipated critical events, operative site, and prophylactic antibiotic administration.

The results indicated that in 8 out of the 13 studies,¹⁶ checklist rates of initiation were >90%,^{16,19,21–26} indicating a significant rate of compliance (>90%), based on assessment of previous studies and standards executed by the WHO in SSC administration.^{29,30} Vogt *et al*²¹ noted an initiation rate of 100%.²¹ Two studies reported initiation rates of approximately 80%.^{18,27} However, Cullati *et al*³¹ recorded a 99% “quasi-systematic implementation” rate, but only 72% actual compliance rate. The remaining study did not record initiation rates.

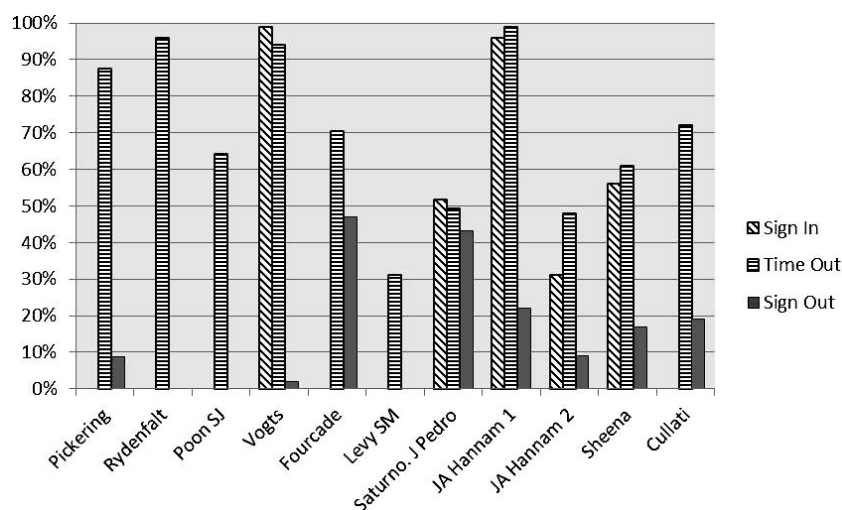


Fig. 3 Compliance in each of the 3 phases (sign in, time out, sign out).

Time out adherence rates were assessed in 5 studies, with another 5 assessing compliance of each individual phase of the checklist. All relevant studies concluded that compliance rates were generally higher for sign in and time out phases compared with sign out^{18,21,24–27} (Fig. 3). Vogt *et al.*²¹ found sign out to have been completed in only 2% of cases; only 8.8% of cases completed sign out in the work of Pickering *et al.*¹⁸ Other studies noted higher measures of sign out adherence: 47% for Fourcade *et al.*²⁶, 43% for Saturno *et al.*,²⁷ 22% for Hannam *et al.*,²⁴ and 19% for Cullati *et al.*³¹

Checklist completion rates were assessed by 9 studies and found to be considerably less than corresponding compliance rates.^{16,18,19,22–24,26,27,31} Completion rates ranged from 28.4% in the study by Saturno *et al.*²⁷ to 85% for Sparks *et al.*,²² not accounting for accuracy of completion. In the study by Sparks *et al.*,²² a high completion rate (85%) was negated by a low accuracy rate of 54%, associated with direct observation. A consistent difference of >25% between initiation and compliance rates was a recurrent phenomenon across studies by Cullati *et al.*,³¹ Fourcade *et al.*,²⁶ Levy *et al.*²³ and Saturno *et al.*²⁷ Interestingly, 2 studies demonstrated a marked improved adherence rate of >90%, following educational intervention and training, illustrating the importance of SSC.^{22,25}

Across the studies, verification or introduction of team members at the outset of the checklist was marginally compliant (>80%) in 4 out of the 7 studies that assessed this parameter. Levy *et al.*²³ found that team identification occurred in only 10% of cases, citing role confusion between team members and lack of training as probable causes. Observers in the study by Spence *et al.*¹⁶ suggested

that the informal approach to SSC completion contributed to verification of team members occurring in only 20% of cases. While the cultural impact on communication styles was implicated in the study by Kasatpibal *et al.*²⁸ Thai study where team member introduction occurred in 79% of cases.²⁸ Pickering¹⁸ and Saturno²⁷ recorded team identification rates of 77.4% and 95.3%, respectively.

Implementation of patient identity or procedure verification via checklist implementation was reported >70% in 8 studies that assessed this domain.^{3,16,20,23,25–28} Furthermore, 4 out of 7 studies demonstrated >95% adherence to this aspect of the checklist.^{23,26–28} Such results are expected, given that patient and procedure identification were essential aspects of OR safety protocols prior to SSC introduction.

Assessment of other aspects of the SCC was also explored in 4 studies. Three studies revealed that attention to pertinent critical aspects of the checklist, including allergies, blood loss, and antibiotic prophylaxis, had a poor adherence when compared with the common domains discussed previously.^{19,23,27} However, a high incidence (92%) of “antibiotic prophylaxis given in 60 minutes” was recounted in the study by Rydenfalt *et al.*¹⁹

Staff perception

The search strategy resulted in a total of 13 articles that looked at staff perceptions and attitudes toward SSC. Studies used 2 main methodologies to assess team member attitudes: focused interview of a random sample of operating theatre staff (2 studies)^{32,33} and a surgical team questionnaire pre- and post-SSC intervention (8 studies).^{9,34–40} The studies

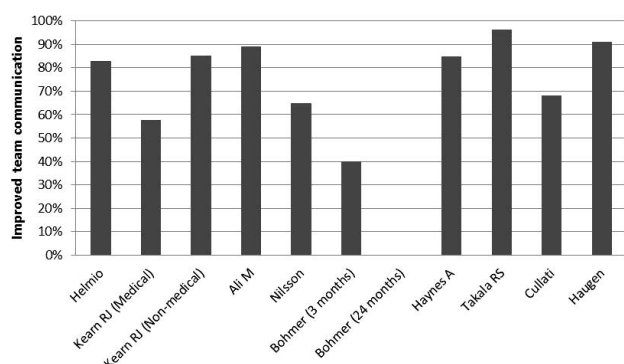


Fig. 4 Improvement in team communication following SSC implementation.

varied in participant size with 37 to 40 participants in focus group studies across the OR disciplines,^{32,33} while the surgical team survey questionnaire studies had participant sizes as large as 1748. The surgical questionnaires were based on resources from previous studies or adapted from the surgical attitudes questionnaire (SAQ). Typically, all 3 disciplines—surgery, anesthesiology and nursing—were represented in the studies encompassing views of all OR stakeholders in the SSC.

The studies spanned across 17 different countries including both developed and developing nations; the multinational study by Haynes *et al*⁹ incorporated 8 different nations. SSC attitudes were assessed within the context of a single surgical specialty in 3 studies,^{34,35,38} while the remaining 10 studies were not specialty specific. The surgical specialties reviewed were obstetrics; ear, nose, and throat; trauma; cardiothoracic; and general.

All studies reviewed revealed heterogeneity in study structure and focus, exploring a myriad of staff perceptions.^{32,33,35,36} To compare these studies, 4 common aspects encompassing the key issues that WHO-SSC developers claimed the checklist addressed were adopted¹⁰:

1. Team member communication and teamwork;
2. Teams member understanding of their own and others roles and responsibilities;
3. Team perceptions of whether the SSC improves patient or operating room safety; and
4. Team awareness of procedures to prevent errors.

Within this review, we considered self-perceived benefit of >70% in any of these categories as being significant enough to signify a positive impact.⁴¹

The SSC was reported to have a positive impact on teamwork within the OR in 9 out of 13 studies

(Fig. 4).^{9,32–36,40,42,43} Improvements noted were increased “team feeling,”³⁶ “strengthened teamwork and efficiency,”³³ and identified enhanced team communication evidenced by increased discussion of critical events.⁴⁰ Studies undertaken 1-year post-implementation reported 47 to 57% of medical personnel found SSC improved communication.^{35,37} A general improvement in communication brought on by the SSC was reflected in all studies, irrespective of specialty, profession and country. However, in the study by Böhrer *et al*³⁸ the 40% improvement in staff cooperation and communication found three months into SSC introduction was no longer evident 24 months postimplementation.

A team member’s understanding of their own role and the roles of others is key to effective implementation of SSC.⁶ Establishing each team member’s identity and responsibilities during SSC initiation enhanced team integrity, functionality, and sense of worth.^{32,40} Yet, in the study by Nilsson *et al*,³⁶ only 14% of participants thought that “introduction of team members” was important in SSC.³⁶ Additionally, of the 5 studies that examined this category, participants in 3 studies suggested that SSC did not substantially improve team member identification.^{9,32,35,39} Six studies conducted cross-sectional analyses across OR staff disciplines (surgeons, anesthesiologists, and nurses).^{34,35,37,39,40,42} Nurses valued the gains made by SSC introduction far more than other staff members, but also were the most sensitive to the barriers inhibiting its completion, such as poor teamwork.⁴⁰ Anesthesiologists, on the other hand, were least positively disposed toward checklist completion when compared with surgeons and nurses,^{37,40} potentially because it is completed during a period of high workload for anesthesiologists.⁴⁰ Interestingly, Papaconstantinou *et al*³⁷ observed that US surgeons rated their participation in SSC implementation higher than that of anesthesiologists and nurses. On the other hand, Kearn *et al*³⁵ demonstrated that nonmedical staff had a significantly more positive outlook toward SSC than medical staff using the checklist.

The overall contribution of SSC to patient or OR safety was examined in 7 studies (Fig. 5). All studies reported significant positive responses from their respective participants.^{9,32,33,36,37,39} When OR staff members were asked about the use of SSC in cases where they themselves were to have an operation, positive responses ranged from 93%³⁶ to more than 80% to this question, indicating the importance of patient safety to team members across these studies.^{33,36}

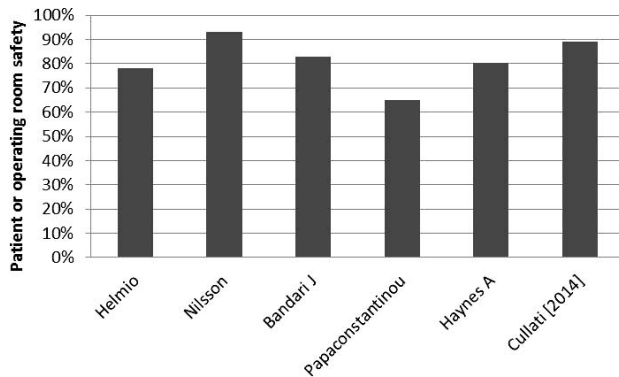


Fig. 5 Improvement in patient/OR safety.

The degree to which the SSC builds staff awareness of the procedure to prevent errors was measured by 7 studies (Fig. 6).^{9,32,34,36,37,39,43} While studies noted differing, yet positive responses about the ability of the SSC to prevent errors, all studies reported only minor improvement in team awareness. Specifically, team members reported that the SSC provided brief pertinent information about patient's history and risk, as well as the required procedure, increasing overall situational awareness.^{32,37,39} However, studies by Nilsson *et al*³⁶ and Helmiö *et al*³⁴ reported that the SSC did not provide any new information or "significant change in knowledge of patient's history, medication or allergies," it just ensured common "mishaps" were not overlooked.^{34,36}

Significantly, studies in which thorough training prior to SSC introduction was undertaken confirmed a dramatic improvement in attitudes toward the SSC across all professions, with participants in all studies advocating its use.^{32,34}

Discussion

Since the development of the SSC, a burgeoning body of evidence has validated the use of the SSC.⁴⁴ Consequently, several prominent authorities in the field of patient safety have promoted these checklists to limit complications and foster a lasting safety culture in the OR.⁴⁵ However, the SSC can only bring improvements to surgical care when there is good compliance and effective implementation. This systematic review provides a multinational analysis not just of SSC compliance, but also OR team perceptions of the SSC and how it could potentially improve OR procedural and patient safety.

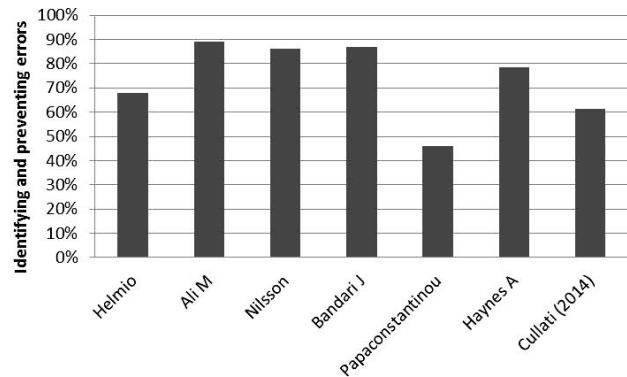


Fig. 6 Improvement in identifying and preventing errors.

Overall the review found that while SSC initiation rates were generally high across the majority of studies, actual observed compliance varied widely across studies: from 2% to 99%.²¹ In the majority of studies, sign out completion was often neglected and extensive differences were found, at times >30%, between checklist documentation and observed completion rates.^{18,19,21,24,27} These findings illustrate the informal "tick and flick" attitude toward SSC completion that impedes the effectiveness of the SSC.²² Considering this difference between documented and observed compliance rates, some studies have suggested ways of building on and improving the existing WHO-SSC.²⁷ For example, staff could be asked to determine the status or value of an "anticipated critical event" or "completion of instrumental count."^{23,27} Another possible development could be the validation of the SSC by a second member of the team during completion.³¹ These measures could be integrated within the SSC, potentially increasing staff interest and adherence. Alternatively, any additional requirements could be seen as unnecessarily complicating a routine safety procedure.

The SSC aspects such as verification of patient identity, site of operation, and procedure, occurred more frequently than other items in the checklist. This could possibly be because these aspects were common to earlier surgical safety protocols, because they did not involve input from the whole surgical team, or because they directly avoid harm to the patient by limiting active failures.¹⁹ However, "identification of team members," and "review anticipated critical events" only indirectly mitigate risk and therefore are not seen as being as important.¹⁹ Consequently, the key perceived advantage of the SSC is that it brings together existing

surgical protocols into a concise and easy-to-use checklist.

Key barriers to SSC implementation included confusion about whose responsibility it is to initiate the checklist and at what stage,²³ nurses' unfamiliarity with their role in the SSC due to high staff turnover rates,²⁶ cultural stigma, and inadequate staff education/training designed to address the obstacles to SSC implementation.¹⁸ Other organizational barriers such as start time—poorer as the day progressed—and operation length, as well as staff initiative and attitudes need to be considered to improve compliance.²²

The elimination of the need for signatures from all OR staff at the time of SSC completion has been suggested to improve compliance.⁴⁰ Nonetheless, gradual, phased intervention with good senior staff support and staff education, that is continually re-evaluated through surgical staff input, is necessary to address such barriers as they appear during implementation of the SSC.¹⁸

Surgical team perceptions

Encouraging better teamwork and communication in the operating theatre is a key mechanism through which safety checklists advance surgical safety.^{7,8} While this is an argument often cited by checklist developers and implementers, it has not been conclusively reviewed to date.⁴⁶ The methodology of the available studies concerning these aspects of the SSC was largely limited to questionnaire-based staff surveys, which examined a myriad of team member opinions. This diversity in questioning made effective integration of results to reach meaningful conclusions quite challenging. Nonetheless, the important multifold findings were evident.

While self-perceptions of teamwork and communication improved unquestionably, a clear reduction in communication errors following SSC implementation was also evident. However, there was substantial variability in these improvements across the literature.^{35,36,42} Takala *et al*³⁹ reported more than 95% ($P < 0.05$) improvement in communication 6 weeks postimplementation, while Böhmer *et al*³⁸ recorded no significant improvements 24 months postimplementation. These mixed results, indicate that team-member positive perceptions of the SSC may change over time as complacency grows and pragmatic barriers such as hierarchal differences, staff shortages, or prioritization of other duties become more evident.^{19,26} Assessment of the prevalence of these barriers for each individual hospital

followed by the implementation of relevant education is essential prior to implementation.⁶

Although the checklist is generally well received by OR staff, a lack of rigor in its application is evident in the literature, leading to a false sense of security and the possibility of compromised safety.⁴⁷ Furthermore, if OR staff place differing importance to SSC adherence, SSC completion might actually antagonize team relationships/interactions and widen pre-existing power differentials.¹⁵ Importantly in some studies, SSC implementation did not mitigate the professional hierarchy, but can actually accentuate the power differential due to its perceived “staged” nature.^{38,40,43,48}

OR staff perception studies suggest that OR nursing personnel perceive maximum benefit from SSC introduction, while surgeons perceive the least positive impact, with anesthetists falling in-between.^{32,34,37,40} Education prior to implementation needs to consider the results of these studies in relation to lead roles within the OR. Given that most hospitals delegate the responsibility for SSC completion to nursing staff,^{32,40,43} other OR staff need to understand the value of diligent completion of the SSC and support nurses in this role. Therefore, it is quintessential to involve all OR staff in the implementation processes, to mitigate inherent interdisciplinary differences in attitudes toward the importance of the SSC.^{34,39}

The argument that SSC implementation takes undue time was reported to be unfounded. Conversely, studies suggest that the SSC saved time by mitigating delays caused by miscommunication and confusion.⁴⁰ More specifically, preoperative briefings actually reduced delays in the OR by one-third, while also involving all team members in a holistic safety protocol.³⁹

Another recurring theme across studies was the importance of effective leadership in cultivating enthusiasm to improve compliance rates.⁴⁰ Generally, stakeholders valued the checklist stating it “provides information I would not otherwise have.”³⁶ Spence *et al*¹⁶ observed a low rate of actual verbal verification between team members, with observers stating that the SSC was completed informally, with the “nurse sitting of to the side with the checklist” and no formal identification of team members, procedure, antibiotics given, or anesthetic review occurring. Moreover, formal vocalized completion of the SSC, as recommended by the WHO, was reported to heighten belief in patient safety, teamwork, and error prevention, compared

with informal, noncommunicative completion, where opposing opinions could not be voiced.^{16,36,37}

Prospective research implications and review limitation

The heterogeneity of methodology, study design, response rate, and study quality for both compliance and staff perception studies limited the ability to comprehensively analyze all data.²⁹ These articles assessed numerous endpoints along with their primary aim necessitating the development of shared key endpoints from these studies as uniform benchmarks for cross examination.⁴¹ Nonetheless, it was quite difficult to separate the various effects being reported and to identify the impact of each end-point specifically.

In studies examining SSC compliance, it is prudent to acknowledge that numerous local and regional factors influenced these results, illustrating the wide distribution of values across categories. While the original study by Haynes *et al*⁹ suggested that “mortality was strongly associated with checklist compliance and completion” and compliance rates varied depending on effective implementation, no analysis of this relationship has occurred. Similarly, none of the staff attitude studies assessed good compliance/implementation in respect to improvement in communication, teamwork, or self-perceived reduction in errors. Thus, it is difficult to establish causal links between compliance and end outcomes, as no reproducible standardized tool to measure compliance against mortality/morbidity rates has been developed to date.²⁹ Further research is required to evaluate the impact of SSC using measures of compliance, clinical outcomes, and staff perceptions.

Another limitation is the lack of reliability of recorded SSC compliance due to the Hawthorne effect.²² In this effect, participants perform better in an observational setting than in their default pre-existing setting. This effect was alluded to in a number of studies, with SSC adherence declining marginally when observers were not present.^{9,22,27} Perhaps a better way of assessing SSC compliance involves routine or random recording of procedures by OR staff as observers, thus eliminating the Hawthorne effect while also avoiding obtrusive presence of unwanted observers in operating rooms.²⁷

In the staff perception studies, 11 studies used ad-hoc developed questionnaires, 8 of which had not been validated by any means,^{35,37–40,42,43,49} with some studies evaluating only 2 quantifiable

endpoints.^{33,38} However, validated, reliable tools measuring clearly defined outcomes such as communication, teamwork, and patient safety in a surgical setting are now available. Follow-up studies using recognized tools such as the SAQ⁶ or observational teamwork assessment for surgery instruments⁴⁶ are warranted.

An additional problem encountered with 6 studies was that they assessed SSC within months of its introduction, without providing sufficient time for the SSC to be fully incorporated into practice and initial implementation issues to be resolved. In the 2 longitudinal staff survey studies, that assessed attitudes 1 to 2 years postimplementation, the results reflected both initial and sustained impacts which were found to be more modest.^{36,37} A similar argument can be made for compliance studies where no positive effect of the SSC was evident 2 years postimplementation.³⁸ Considering that the SSC introduction is a relatively new safety measure, comprehensive studies have yet to be conducted that explore its long-term success.²⁹ Further research is needed to assess long-term attitudes of OR staff following further training and attention to local logistical factors. Such studies would need to be designed as multicenter blinded observational studies of significant size.

Lastly, our review was conducted across PubMed, MEDLINE, and Embase databases only; hence, some studies might have been overlooked during the initial search. However, since only 5 articles were added as a result of citation snowballing, it is likely that most major studies were included. Nonetheless, due to resource limitations, 2 articles related to this review could not be obtained.^{5,50} These articles could have revealed other findings that were not considered in this review.

Study quality

The varied study designs along with the above-determined limitations necessitated the need for a quality assessment tool within this review.²⁹ While all studies were evaluated against the same quality assessment tools (STROBE¹³ and COREQ).¹⁴ Nonetheless, not all assessment criteria were applicable to each of the studies. The differing quality score of the assessed studies can potentially affect the impact of their result (Fig. 7a and 7b). Therefore, false low quality scores could have been assigned to otherwise appropriate studies.

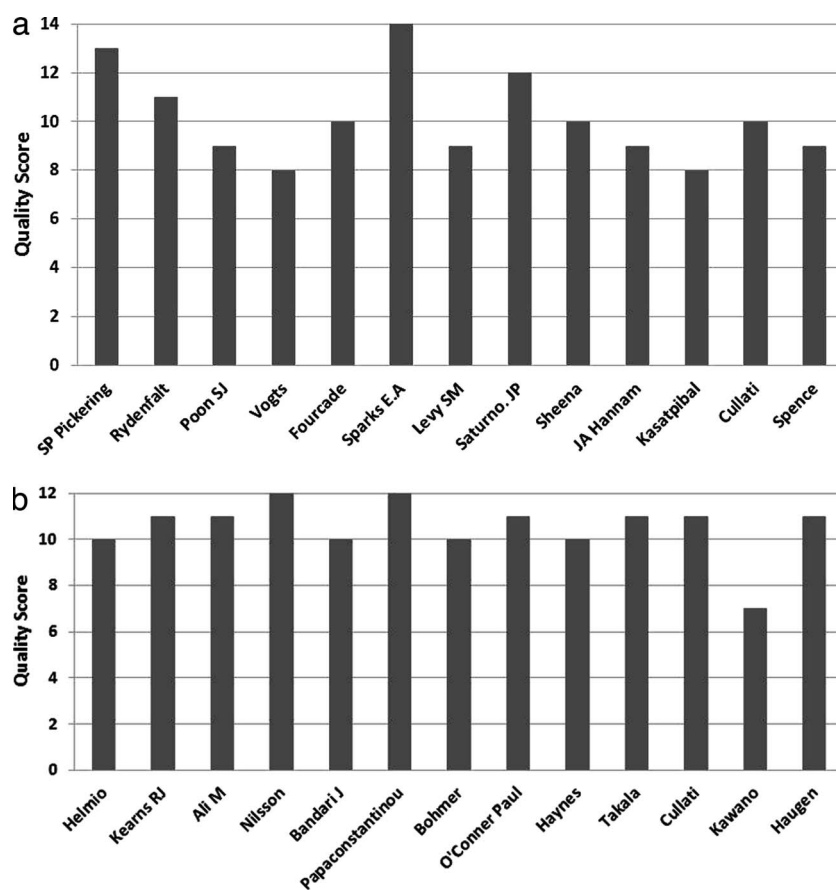


Fig. 7 (a) Quality score: compliance studies. (b) Quality score: staff perception studies.

Conclusion

This systematic review revealed that SSC compliance varies significantly across studies, being highly dependent on staff perceptions, training, implementation strategies, and effective senior leadership. With good guidance provided to staff and amelioration of obstacles, SSC compliance rates across all phases can be substantially improved. This review illustrates that surgical team members generally have a positive view of the SSC, perceiving that the process improves teamwork, communication, patient safety, and staff awareness of adverse events. Further studies that concurrently explore SSC compliance and team member attitudes could potentially demonstrate a cause and effect relationship.

Acknowledgments

The authors declare no potential conflict of interest with respect to the research, authorship, or publication of this article.

References

1. Kable AK, Gibberd RW, Spigelman AD. Adverse events in surgical patients in Australia. *Int J Qual Health Care* 2002;**14**(4): 269–276
2. Weiser TG, Regenbogen SE, Thompson KD, Haynes AB, Lipsitz SR, Berry WR *et al.* An estimation of the global volume of surgery: a modelling strategy based on available data. *Lancet* 2008;**372**(9633):139–144
3. Zegers M, de Bruijne MC, de Keizer B, Merten H, Groenewegen PP, van der Wal G *et al.* The incidence, root-causes, and outcomes of adverse events in surgical units: implication for potential prevention strategies. *Patient Saf Surg* 2011;**5**:13
4. de Vries EN, Ramrattan MA, Smorenburg SM, Gouma DJ, Boermeester MA. The incidence and nature of in-hospital adverse events: A systematic review. *Qual Saf Health Care* 2008;**17**(3):216–223
5. Lingard L, Regehr G, Orser B, Reznick R, Baker GR, Doran D *et al.* Evaluation of a preoperative checklist and team briefing among surgeons, nurses, and anesthesiologists to reduce failures in communication. *Arch Surg* 2008;**143**(1):12–17; discussion, 18

6. Makary MA, Mukherjee A, Sexton JB, Syin D, Goodrich E, Hartmann E *et al.* Operating room briefings and wrong-site surgery. *J Am Coll Surg* 2007;**204**(2):236–243
7. Gawande A. *The Checklist Manifesto: How to Get Things Right*. New York, NY: Metropolitan Books, 2010.
8. Haynes AB, Weiser TG, Berry WR, Lipsitz SR, Breizat AH, Dellinger EP *et al.* Changes in safety attitude and relationship to decreased postoperative morbidity and mortality following implementation of a checklist-based surgical safety intervention. *BMJ Qual Saf* 2011;**20**(1):102–107
9. Haynes AB, Weiser TG, Berry WR, Lipsitz SR, Breizat AH, Dellinger EP *et al.* A surgical safety checklist to reduce morbidity and mortality in a global population. *N Engl J Med* 2009;**360**(5):491–499
10. World Health Organization. Safe surgery saves lives. Available at: <http://www.who.int/patientsafety/safesurgery/en/>. Accessed May 31, 2016.
11. Urbach DR, Govindarajan A, Saskin R, Wilton AS, Baxter NN. Introduction of surgical safety checklists in Ontario, Canada. *N Engl J Med* 2014;**370**(11):1029–1038
12. Tang R, Ranmuthugala G, Cunningham F. Surgical safety checklists: a review. *ANZ J Surg* 2014;**84**(3):148–154
13. von Elm E, Altman DG, Egger M, Pocock SJ, Gøtzsche PC, Vandenbroucke JP. The strengthening of reporting of observational studies in epidemiology (STROBE) statement: guidelines for reporting observational studies. *Int J Surg* 2014;**12**(12):1495–1499
14. Tong A, Sainsbury P, Craig J. Consolidated criteria for reporting qualitative research (COREQ): a 32-item checklist for interviews and focus groups. *Int J Qual Health Care* 2007;**19**(6):349–357
15. Conley DM, Singer SJ, Edmondson L, Berry WR, Gawande AA. Effective surgical safety checklist implementation. *J Am Coll Surg* 2011;**212**(5):873–879
16. Spence J, Goodwin B, Enns C, Dean H. Student-observed surgical safety practices across an urban regional health authority. *BMJ Qual Saf* 2011;**20**(7):580–586
17. Braaf S, Manias E, Riley R. The 'time-out' procedure: an institutional ethnography of how it is conducted in actual clinical practice. *BMJ Qual Saf* 2013;**22**(8):647–655
18. Pickering SP, Robertson ER, Griffin D, Hadi M, Morgan LJ, Catchpole KC *et al.* Compliance and use of the World Health Organization checklist in U.K. operating theatres. *Br J Surg* 2013;**100**(12):1664–1670
19. Rydenfält C, Johansson G, Odenrick P, Akerman K, Larsson PA. Compliance with the WHO surgical safety checklist: Deviations and possible improvements. *Int J Qual Health Care* 2013;**25**(2):182–187
20. Poon SJ, Zuckerman SL, Mainthia R, Hagan SL, Lockney DT, Zotov A *et al.* Methodology and bias in assessing compliance with a surgical safety checklist. *Jt Comm J Qual Patient Saf* 2013;**39**(2):77–82
21. Vogts N, Hannam JA, Merry AF, Mitchell SJ. Compliance and quality in administration of a surgical safety checklist in a tertiary New Zealand hospital. *N Z Med J* 2011;**124**(1342):48–58
22. Sparks EA, Wehbe-Janeck H, Johnson RL, Smythe WR, Papaconstantinou HT. Surgical safety checklist compliance: a job done poorly! *J Am Coll Surg* 2013;**217**(5):867–73.e1-3
23. Levy SM, Senter CE, Hawkins RB, Zhao JY, Doody K, Kao LS *et al.* Implementing a surgical checklist: more than checking a box. *Surgery* 2012;**152**(3):331–336
24. Hannam JA, Glass L, Kwon J, Windsor J, Stapelberg F, Callaghan K *et al.* A prospective, observational study of the effects of implementation strategy on compliance with a surgical safety checklist. *BMJ Qual Saf* 2013;**22**(11):940–947
25. Sheena Y, Fishman JM, Nortcliff C, Mawby T, Jefferis AF, Bleach NR. Achieving flying colours in surgical safety: audit of World Health Organization 'surgical safety checklist' compliance. *J Laryngol Otol* 2012;**126**(10):1049–1055
26. Fourcade A, Blache JL, Grenier C, Bourgain JL, Minvielle E. Barriers to staff adoption of a surgical safety checklist. *BMJ Qual Saf* 2012;**21**(3):191–197
27. Saturno PJ, Soria-Aledo V, Da Silva Gama ZA, Lorca-Parra F, Grau-Polan M. Understanding who surgical checklist implementation: tricks and pitfalls. An observational study. *World J Surg* 2014;**38**(2):287–295
28. Kasatpibal N, Senaratana W, Chitreecheur J, Chotirosniramit N, Pakvipas P, Junthasopeepun P. Implementation of the World Health Organization surgical safety checklist at a university hospital in Thailand. *Surg Infect (Larchmt)* 2012;**13**(1):50–56
29. Thomassen O, Storesund A, Softeland E, Brattebo G. The effects of safety checklists in medicine: a systematic review. *Acta Anaesthesiol Scand* 2014;**58**(1):5–18
30. Lyons VE, Popejoy LL. Meta-analysis of surgical safety checklist effects on teamwork, communication, morbidity, mortality, and safety. *West J Nurs Res* 2014;**36**(2):245–261
31. Cullati S, Le Du S, Rae AC, Micallef M, Khabiri E, Ourahmoune A *et al.* Is the surgical safety checklist successfully conducted? An observational study of social interactions in the operating rooms of a tertiary hospital. *BMJ Qual Saf* 2013;**22**(8):639–646
32. Ali M, Osborne A, Bethune R, Pullyblank A. Preoperative surgical briefings do not delay operating room start times and are popular with surgical team members. *J Patient Saf* 2011;**7**(3):139–143
33. Bandari J, Schumacher K, Simon M, Cameron D, Goeschel CA, Holzmüller CG *et al.* Surfacing safety hazards using standardized operating room briefings and debriefings at a large regional medical center. *Jt Comm J Qual Patient Saf* 2012;**38**(4):154–160
34. Helmiö P, Blomgren K, Takala A, Pauniah SL, Takala RS, Ikonen TS. Towards better patient safety: WHO surgical safety checklist in otorhinolaryngology. *Clin Otolaryngol* 2011;**36**(3):242–247

35. Kearns RJ, Uppal V, Bonner J, Robertson J, Daniel M, McGrady EM. The introduction of a surgical safety checklist in a tertiary referral obstetric centre. *BMJ Qual Saf* 2011;**20**(9):818–822
36. Nilsson L, Lindberget O, Gupta A, Vegfors M. Implementing a pre-operative checklist to increase patient safety: A 1-year follow-up of personnel attitudes. *Acta Anaesthesiol Scand* 2010; **54**(2):176–182
37. Papaconstantinou HT, Jo C, Reznik SI, Smythe WR, Wehbe-Janek H. Implementation of a surgical safety checklist: impact on surgical team perspectives. *Ochsner J* 2013;**13**(3):299–309
38. Böhmer AB, Wappler F, Tinschmann T, Kindermann P, Rixen D, Bellendir M *et al.* The implementation of a perioperative checklist increases patients' perioperative safety and staff satisfaction. *Acta Anaesthesiol Scand* 2012;**56**(3):332–338
39. Takala RS, Pauniah SL, Kotkansalo A, Helmiö P, Blomgren K, Helminen M *et al.* A pilot study of the implementation of who surgical checklist in Finland: improvements in activities and communication. *Acta Anaesthesiol Scand* 2011;**55**(10):1206–1214
40. O'Connor P, Reddin C, O'Sullivan M, O'Duffy F, Keogh I. Surgical checklists: the human factor. *Patient Saf Surg* 2013;**7**(1): 14
41. McDowell DS, McComb SA. Safety checklist briefings: a systematic review of the literature. *AORN J* 2014;**99**(1):125–37.e13
42. Haugen AS, Murugesh S, Haaverstad R, Eide GE, Softeland E. A survey of surgical team members' perceptions of near misses and attitudes towards time out protocols. *BMC Surg* 2013;**13**:46
43. Cullati S, Licker MJ, Francis P, Degiorgi A, Bezzola P, Courvoisier DS *et al.* Implementation of the surgical safety checklist in Switzerland and perceptions of its benefits: cross-sectional survey. *PloS One* 2014;**9**(7):e101915
44. de Vries EN, Dijkstra L, Smorenburg SM, Meijer RP, Boormeester MA. The surgical patient safety system (SURPASS) checklist optimizes timing of antibiotic prophylaxis. *Patient Saf Surg* 2010;**4**(1):6
45. Treadwell JR, Lucas S, Tsou AY. Surgical checklists: a systematic review of impacts and implementation. *BMJ Qual Saf* 2014;**23**(4):299–318
46. Russ S, Rout S, Sevdalis N, Moorthy K, Darzi A, Vincent C. Do safety checklists improve teamwork and communication in the operating room? A systematic review. *Ann Surg* 2013; **258**(6):856–871
47. Mahajan RP. The WHO surgical checklist. *Best Pract Res Clin Anaesthesiol* 2011;**25**(2):161–168
48. Wood E. Lack of surgical checklist compliance suggests need to improve implementation. *OR Manager* 2014;**30**(2):21
49. Kawano T, Taniwaki M, Ogata K, Sakamoto M, Yokoyama M. Improvement of teamwork and safety climate following implementation of the who surgical safety checklist at a university hospital in Japan. *J Anesth* 2014;**28**(3):467–470
50. Askarian M, Kouchak F, Palenik CJ. Effect of surgical safety checklists on postoperative morbidity and mortality rates, Shiraz, Faghihy Hospital, a 1-year study. *Qual Manag Health Care* 2011;**20**(4):293–297

© 2016 Wangoo et al.; licensee The International College of Surgeons. This is an Open Access article distributed under the terms of the Creative Commons Attribution Non-commercial License which permits use, distribution, and reproduction in any medium, provided the original work is properly cited, the use is non-commercial and is otherwise in compliance with the license. See: <http://creativecommons.org/licenses/by-nc/3.0>